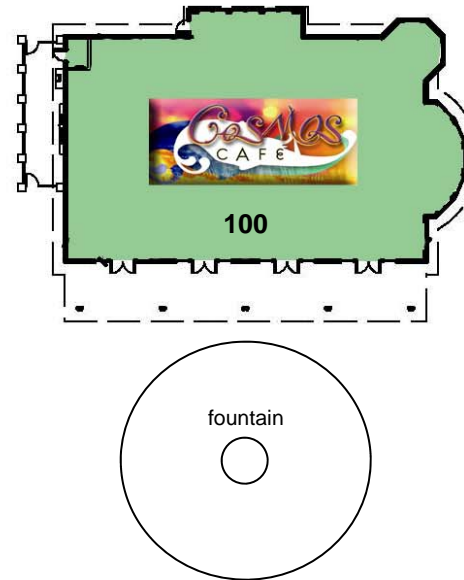


The Village at Robinson Farm - Retail Unit Mix

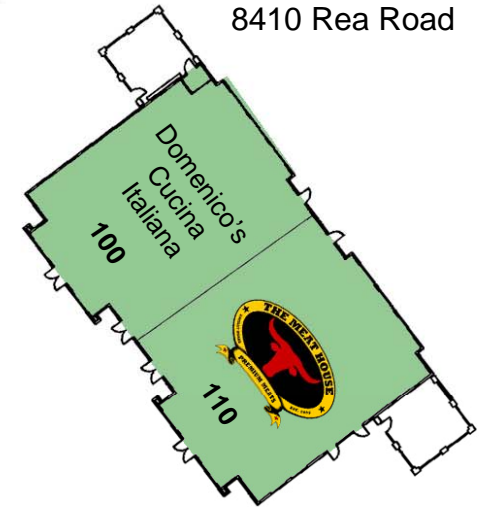
"THE STABLE"

8420 Rea Road



"THE COUNTRY STORE"

8410 Rea Road



"THE FARM HOUSE"

8430 Rea Road



"THE BARN"

8440 Rea Road



Suite	Tenant	SF
8440-100	AVAILABLE	800
8440-110	AVAILABLE	637
8440-120	AVAILABLE	1,345
8440-130	AVAILABLE	2,731
8430-100	Café Really	3,273
8430-110	AVAILABLE	614
8430-120	Pure Barre www.purebarre.com	1,490

Suite	Tenant	SF
8430-130	Edward Jones www.edwardjones.com	1,021
8430-140	Salon M2 www.salon-m2.com	1,182
8420	Cosmos Café www.cosmoscafe.com	5,970
8410-100	Domenico's Cucina Italiana	3,558
8410-110	The Meat House www.themeathouse.com	3,960



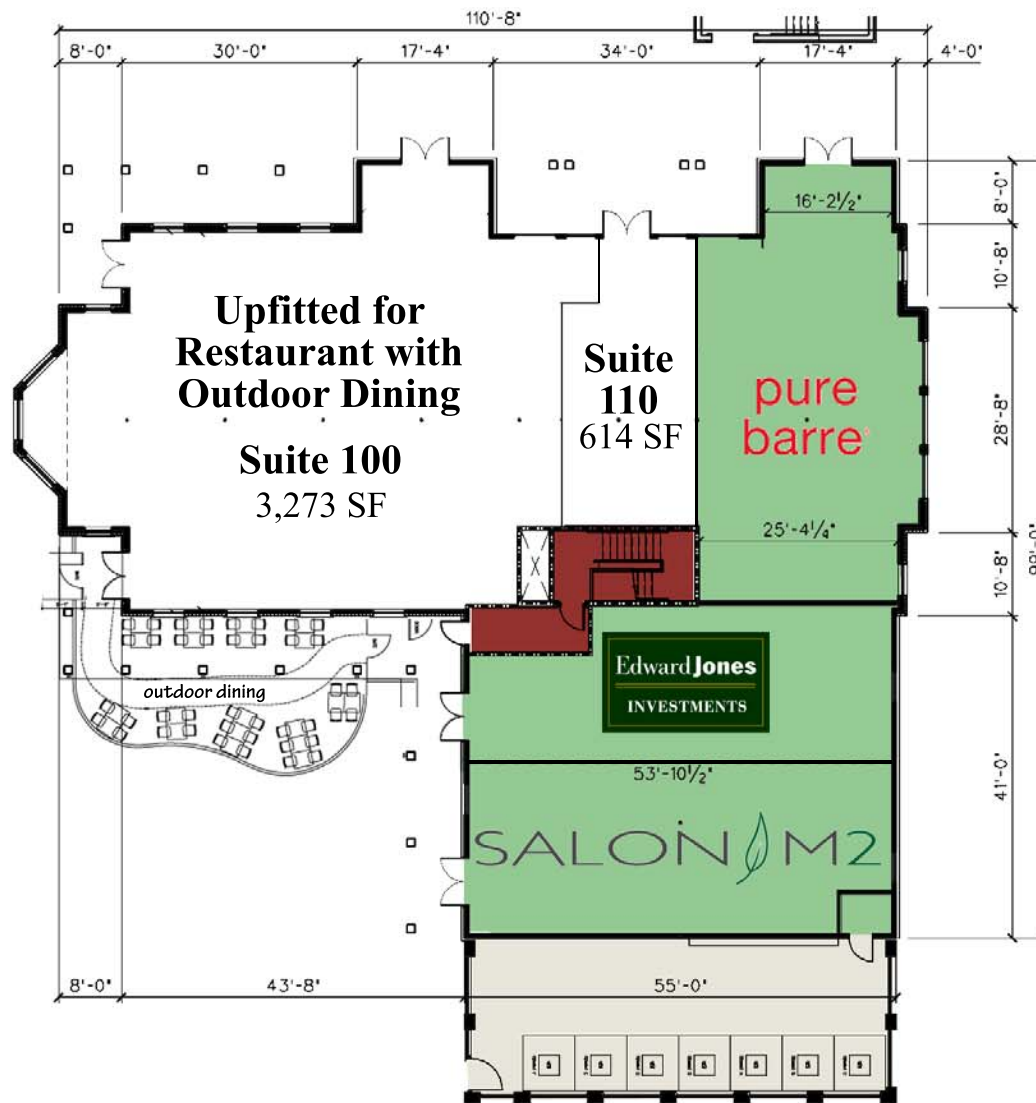
IMPORTANT NOTE:

Square footages for available retail suites can be adjusted based on tenant space needs. Sizes shown here and on the following floor plans are architectural suggestions only.




VILLAGE AT ROBINSON FARM
 BARN BUILDING
 5,510 SF

0 10 20 40



VILLAGE AT ROBINSON FARM
 FARMHOUSE BUILDING
 7,580 SF

0 16 32 64



VILLAGE AT ROBINSON FARM
STABLE BUILDING

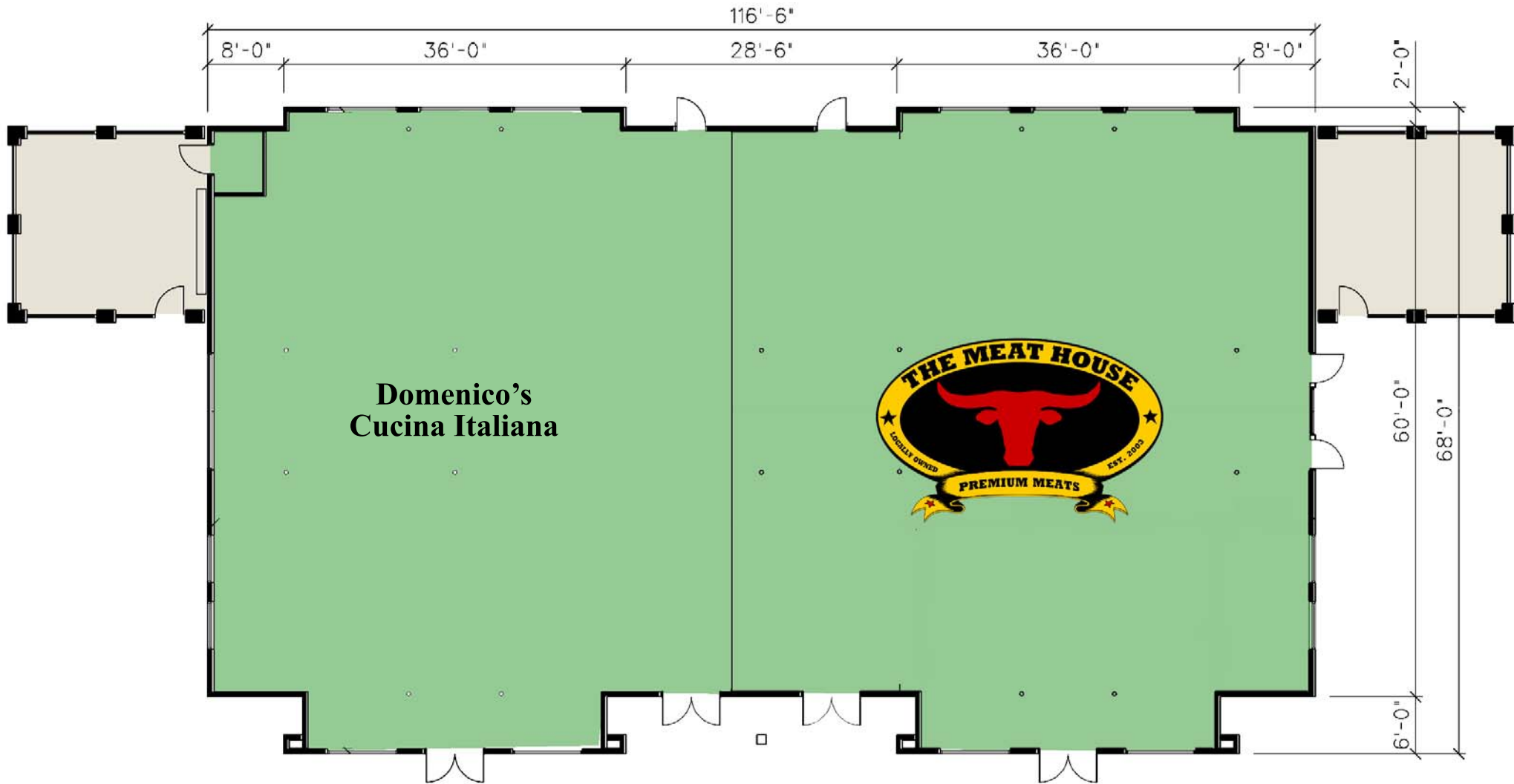
5,970 SF



UNDERSIDE OF WOOD TRUSS +14'-0"

0 10 20 40





**Domenico's
Cucina Italiana**



**VILLAGE AT ROBINSON FARM
COUNTRY STORE BUILDING**
7,518 SF

ROOF STRUCTURE VAULTED
+12'-0" EAVE HGT.
+19'-0" AT APEX

0 10 20 40



COMPASS ROSE
ASSOCIATES, INC.

